



THORNTONS INVESTMENTS

Investment Objectives

The Thorntons Steady model portfolio aims to provide a low to medium risk investment that generates an investment return above that provided by UK Government bonds over a five-year period. Typically the portfolio will be invested across a spread of UK and some International equities, bonds, property and alternative assets. The model is invested across a portfolio of funds and exchange traded instruments.

Target five-year annualised volatility of 6.3-8.4

Key Facts

Historic Model Yield	3.4%
Five Year Monthly Volatility	9.3
Estimated OCF of model	0.51%
Investment fee	0.2% (VAT Exempt)
Comparison Benchmark	IA Mixed Investment 0-35% Shares

Data sourced from Financial Express as at 30 June 2024

Date of Inception 31 December 2014

Managers

Matt Strachan BSc (Hons) Econ, ACSI
Matt is the CIO at Thorntons Investments and has over 30 years of international investment management experience, including managing an OBSR rated N American fund.

Ciaran Garvey BSc Econ & Fin, MSc Fin, FCSI
Ciaran is an investment manager at Thorntons Investments, he has over 10 years industry experience after graduating from University College Dublin and Heriot Watt University.

Thorntons Steady Investor Factsheet Q2 2024

Performance from Inception

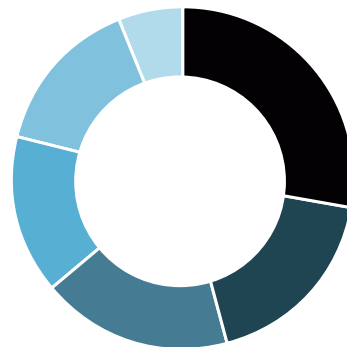
Steady Model Total Return 31/12/14 - 30/06/24



Performance - Cumulative	Q2	YTD	1 year	3 years	5 years	Incept
Thorntons Steady Model Portfolio	2.1%	4.0%	10.0%	6.2%	17.3%	49.3%
IA Mixed Investment 0-35% Shares Sector	0.6%	2.1%	7.6%	-2.5%	5.6%	23.6%

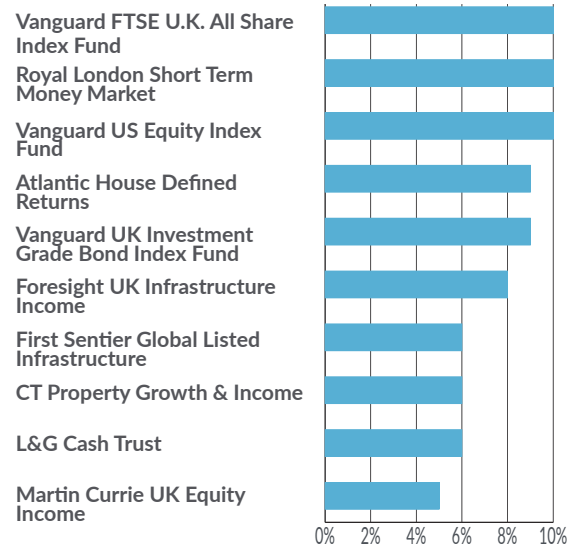
Discrete Calendar Year	2023	2022	2021	2020	2019
Thorntons Steady Model Portfolio	6.8%	-8.0%	9.4%	0.1%	13.5%
IA Mixed Investment 0-35% Shares Sector	6.0%	-10.9%	2.8%	3.9%	8.7%

Industry Allocation

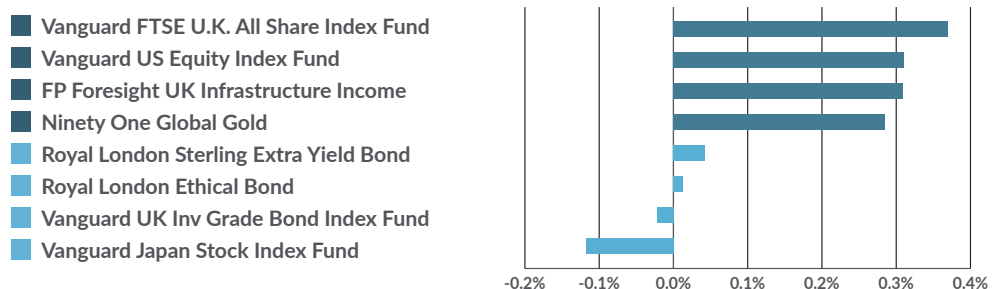


- 28.0% - Other
- 18.0% - International Equities
- 18.0% - Cash
- 15.0% - UK Equities
- 15.0% - Bonds
- 6.0% - Property

Top Ten Holdings



Top And Bottom Contributors To Performance Q2 2024



Platform Availability



Market Commentary

At the halfway point of 2024, financial markets have generally been in a positive mood. A number of markets and assets have made new all-time highs, including the UK stock market, after lagging behind other developed markets. A couple of Western central banks have cut interest rates and the Bank of England looks odds on to cut at the start of August. Inflation in goods has declined significantly, although service inflation remains stubborn, and after a shallow recession across much of Europe economic activity is slowly recovering. Whilst Labour's election win came as no surprise, some of the European election results have caused a degree of upset, most notably in France, whilst Biden's shaky start to US campaigning has caused a lot of consternation. This has left the UK looking surprisingly calm and stable in comparison, helping to boost sterling, the strongest major currency over the quarter.

Meanwhile concern that political rhetoric could spill over into widening fiscal deficits, after the IMF had already warned about levels of indebtedness, has caused longer term sovereign debt to sell off to a degree. UK gilts followed suit and returned -2.4% over the quarter. Corporate bonds held up much better, with credit spreads shrinking as the economic outlook improved. Property which is heavily influenced by the cost of debt, also held up better with a positive return of 1.2% over the quarter, mostly reflecting rental income. Surprisingly, though, gold rallied another 5%, making a new all-time high, in spite of high interest rates and bond yields, which normally depress gold. Its classic use as a hedge against geopolitical risk, look to be at play.

UK equities were one of the better performing stock markets over the quarter, returning 2.6%, with a growing level of takeover interest reflecting both the relative value of UK companies and relative political stability offered. The US stock market continued to make new highs, returning nearly 4% in sterling terms, but with performance heavily concentrated in a handful of stocks linked to Artificial Intelligence. Sterling strength curbed returns, most notably from other overseas markets, where Europe and Japan eased back from record highs and returned -4.4% and -4.6% respectively. Emerging markets had another good quarter, returning roughly 5%, as improving economic sentiment in China and Latin America was allied to the re-election of the market friendly Indian Prime Minister Modi. Lastly hopes of a better economic outlook boosted the commodities index 1.2%, with oil and copper notably higher.

The exceptional returns from US equities, over the last decade and more, in part reflect a number of exceptional advantages (huge capital markets, resource independence, productivity growth), but also a substantial increase in valuations. As political interest swings west, to the land of the free, any political upset might threaten the valuation premium. We have grown used to geopolitical turmoil and sadly to conflict. A quiet summer is probably welcomed by many (in fact a summer might be nice), but beyond that with an interest rate cut in the offing and enough confidence for investment decisions to be made, UK equities are looking one of the more attractive options.

Portfolio Commentary Q2 2024

The second quarter of 2024 saw the Steady portfolio make further gains, returning +2.1%. Most investments provided a positive return, with a couple up more than 5%. Ninety One Global gold fund, +5.7%, was the best performer as it closed some of the discount that miners had dropped to against the gold price. Vanguard Emerging Markets Stock Index, +5.1%, performed well as the Chinese economy showed signs of recovery. US equity also performed well with Sanlam Global Artificial Intelligence +4.5%, with its large investment in US AI stocks, whilst Vanguard US Equity Income returned +3.1%. UK equity performed well and made a significant contribution to returns, with the large investment in Vanguard FTSE UK All Share Index Fund, +3.7%, and Martin Currie UK Equity Income, +3.8%. Lastly there was some recovery in infrastructure investments, with Foresight UK Infrastructure Income +3.9%.

Last quarter's star performer Japan, pulled back from its record high and combined with a weak yen to produce a negative return of -3.9%, from Vanguard Japan Stock Index. The other negative return of -0.2% was from Vanguard UK Investment Grade Bond Index, as bond markets sold off. The other bond funds managed a small positive return, whilst the money market funds returned +1.3%.

Get In Touch

Phone:
01382 797 600

Dundee
Whitehall House
35 Yeaman Shore
Dundee
DD1 4BU

Website:
www.thorntons-investments.co.uk

Thorntons Investments is a trading name of Thorntons Investment Management Limited a company registered in Scotland No. SC438886 whose registered office is at Whitehall House, 35 Yeaman Shore, Dundee DD1 4BU. Thorntons Investment Management Limited is authorised and regulated by the Financial Conduct Authority. This information has been prepared using all reasonable care. It is not guaranteed as to its accuracy, and it is published solely for information purposes. Our opinions are subject to change without notice and we are not under any obligation to update or keep this information current. It is not to be construed as a solicitation or offer to buy or sell securities and does not in any way constitute investment advice. Past performance is not a guide to future performance. The value of investments can fall as well as rise and you may not get back the amount you have invested. The income from an investment may fluctuate in money terms. If an investment involves exposure to a currency other than that in which acquisition of the investment is invited, changes in the rates of exchange may cause the value of the investment to go up or down.

